

NORTHWATCH

VOL. 22 NO. 1 OCTOBER AS LX

THE NEWSLETTER OF THE KINGDOM OF NORTHSHIELD

DUCERE

MINISTRARE

ILLUMINARE



Their Royal Majesties

Tom Tinninnabulum & Wu Yun

(Thomas R. Holliday)
trm@northshield.org, (651)269-4524
(Emily Feathers)
trm@northshield.org, (612)504-9759
Google voice number; say your modern
and SCA name when prompted.
Chamberlain/Chief of Staff
Ceolwen ingen Adaim
(Padfootrip2000@yahoo.com)



Their Royal Highnesses

TBD

trh@northshield.org

The Stallari Council of Northshield



Kingdom Seneschal
seneschal@northshield.org
Morgaine Scott Blood (Heather Wisner)



Kingdom Polaris Herald
herald@northshield.org
Calamus Schreiber (Clayton R Woods)
(608)658-7753



Kingdom Exchequer
exchequer@northshield.org
Lachlann del Glen (Lloyd Hudson)
(612)709-6067



Kingdom Chronicler
chronicler@northshield.org
Sarrah Romney of Mermaids Inn (Sarah Pavao)



Kingdom Minister of Arts and Sciences
moas@northshield.org
Neave inghean Domhnaill (Robyn Beth Priestly)



Kingdom Earl Marshal
kem@northshield.org
Armond le Charpentier (George Gundlach)
(414)861-3522



Landed Barons and Baronesses



Barony of Caer Anterth Mawr

Geoffrey de la Brugge (Mike Heng)
mikeheng@ameritech.net

Tatiana Marana Melville (Tonia Heng)
tatianam@ameritech.net; (262)513-1271 *(No calls after 10pm)*



Barony of Castel Rouge

Gabriel De Lion (Michael DeLine)
dj_archangel@hotmail.com; (204)979-0550 *(No calls after 9pm)*

Nadrah al-Zahara (Amy Pickard)
nadrahsca@gmail.com



Barony of Jararvellir

James the Elder (Jim Polewski)
jim@polewski.com; (608)221-2490 *(No calls after 9:15pm)*

Joya bint Arwa (Jennifer Siegel)
omnia.benigne@gmail.com; (608)338-6482 *(No calls after 10pm)*



Barony of Nordskogen

Cynthia the Innocent (Cyndi Rauenhorst)
cynthiatheinnocent@gmail.com

Heliseus Morte d'Arbor (Stefanie Steele)
stefanie@juno-inv.com; (612)770-3614 *(No phone calls after 10pm; text is fine, but may take 24hrs.)*



Barony of Windhaven

Eysteinn meinfretr called William (Liz Roberts)
eysteinn.meinfretr@gmail.com; (906)362-9260

Helgulfr Arngeirsson (Bethany Hopkins)
bhopskins1142@yahoo.com

Northshield Event Calendar

NOTICE: All events are subject to being canceled if, at the time the event is to be held, modern civil authorities have issued restrictive orders related to public gatherings pursuant to their COVID-19 mitigation efforts.

Although the SCA complies with all applicable laws to ensure the health and safety of our event participants, we cannot eliminate the risk of exposure to infectious diseases during in-person events. By participating in the in-person events of the SCA, you acknowledge and accept the potential risks. You agree to take any additional steps to protect your own health and safety and those under your control as you believe to be necessary.

September 2025 (AS LX)

- 13 **Northshield Fall Coronation**, Barony of Nordskogen (**Ramsey, MN**) ☞ ☞ ☞ ☞
 19-21 **Hautsblot III: Jorvik, Sweet Jorvik**, Barony of Caer Antherth Mawr (**Valders, WI**)
 ☞ ☞
 19-21 **Hrothgar's Hall**, Shire of Trewint (**Cavour, SD**)
 20 **Deadline for November 2025 Northwatch (Farm to Feast)**
 26-28 **Feathers & Steel**, Shire of Schattentor (**Sturgis, SD**)
 27 **Midrealm Coronation**, Kingdom of the Middle (**Findlay, OH**)

October 2025 (AS LX)

- 3-5 **Fall Brawl LX**, Kingdom of Calontir (**Petersen, IA**)
 11 **Northshield Fall Crown Tournament**, Barony of Jararvellir (**Jefferson, WI**) ☞ ☞
 20 **Deadline for December 2025 Northwatch (TBD)**

November 2025 (AS LX)

- 1 **Stellar University of Northshield**, Shire of Silfren Mere (**Rochester, MN**)
 1 **Calontir Heraldic, Scribal, & Dance Symposium**, Kingdom of Calontir (**TBD**)
 8 **Northshield Rapier Academy**, Shire of Rockhaven (**St Cloud, MN**)
 8 **Tournament of Chivalry**, Shire of Skerjastond (**TBD**)
 15 **The Catfish Ball**, Barony of Jararvellir (**Madison, WI**)
 20 **Deadline for January 2026 Northwatch (TBD)**
 29 **Known World Newcomers' Symposium**, Kingdom of Atenveldt (**Virtual**)



☞ Sovereign will attend ☞ Sovereign's Consort will attend ☞ Royal Heir will attend ☞ Royal Heir's Consort will attend
 ☞ Laurel Meeting ☞ Pelican Meeting ☞ Defense Meeting ☞ Chivalry Meeting ☞ Stallari Meeting

Listing your event on the calendar does not place an ad in the *Northwatch*. To submit your event advertisement for publication in the *Northwatch*, submit the required information to the Event Information Officer (calendar@northshield.org) before the 15th of the month before the month of publication (i.e., May 15th for the July issue). To contact the Northshield Event Information Officer, send a message to calendar@northshield.org.

Society Seneschal

Stacy Hall (Gwennodolynn ni hAilleachain)
 seneschal@sca.org

Northshield Ombudsman

Megan O'Shea (Sumayya al Ghaziyya)
 moshea@director.sca.org

Society Registrar (Memberships/Insurance)

Louise du Cray
 (800)789-7486 x202; louise@sca.org

Art Credits: Group heraldry art and officer badges by the late Friedrich von Augsburg (*Windhaven*) and Osric of Fayrehope (*Castel Rouge*). Nameplate by Brynjolf Hrafnsson (*Orlova Dolina*). Cover image is a collection of hand tools by Peter Joynar. Read all about it on p. 8. Image on p. 2 by Hara Hana (*formerly of Svaty Šebesta*). "Dear Abbess" image on p. 10 from the Lucca Codex of the 'Liber divinatorum operum' courtesy of Biblioteca Statale (Italy). Cartoon on page 16 courtesy of Farolfus filius Richardi. All other images are open-source or as credited. **Proofreading Credits:** Grateful thanks to Alys, Caoilfhionn, Kingdom officers and the *Northwatch* staff for proofreading this issue.

For more information about the Society for Creative Anachronism and the Kingdom of Northshield, please visit our websites:

Northshield: www.northshield.org

SCA: www.sca.org

This is the October 2025 issue of the *Northwatch*, the official newsletter of the Kingdom of Northshield. Northshield is a branch of the Society for Creative Anachronism, Inc., and the *Northwatch* is published as a service to the SCA's membership. Subscriptions are available only to members. Memberships are available from the Member Services Office, SCA, Inc., PO Box 66347, Scotts Valley, CA 95067. Online version of the newsletter can be found at enewsletter.sca.org. All changes of address or questions about subscriptions should be sent to the Corporate Office. Membership information and a subscription form are included in the *Northwatch* as possible.

Advertising rates: \$50 for 1/2 page, \$30 for 1/4 page, \$25 for 1/8 page. All advertising is on a pre-paid space-available basis. Checks should be payable to "SCA, Inc. – Kingdom of Northshield."

For details, contact the *Northwatch* Editor at northwatch@northshield.org or visit <http://northshield.org/Posts/Display.aspx?ID=2477>.

Copyright © 2025 Society for Creative Anachronism, Inc. For information on reprinting photographs, articles, or artwork from this publication, please contact the Kingdom Chronicler, who will assist you in contacting the original creator of the piece. Please respect the legal rights of our contributors.

QUARTERLY BOARD MEETINGS

All meetings start at 10:00 am. Note: Attendees are asked to wear modern clothing to Board meetings. (Agenda deadlines are first of month of meeting.) **Meetings are tentatively scheduled for the following locations; however, depending on "safer-in-place" regulations in effect, meetings may be handled by VoIP.

October 2025 meeting: Hybrid. January 2026 meeting: TBD. April 2026 meeting: TBD.



Their Royal Majesties

No missive this month.

Wu & Tom

Their Royal Highnesses

No missive this month.

Coming soon!



Kingdom Seneschal

No missive this month.

Morgaine



Chancellor of the Exchequer

No missive this month.

Lachlann



Kingdom Minister of Arts & Sciences

Greetings, Northshield,

First, a quick reminder for SUN on November 1 in Silfren Mere. In addition to SUN, there are a number of events coming up with opportunities to involve yourself in A&S activities. Check the event calendar for more.

We are looking for bids for the Northshield A&S Faire and SUN for 2026. If your group is interested in hosting, I'm available to help out with questions, event ideas or bids. Email me at moas@northshield.org.

Lastly, I would love to hear from any of you, especially if you are working on a special project. Your local MOAS

officers have been diligent in doing their reports, and many of them have included information on classes, get-togethers and personal projects. Please feel free to send me a quick update, photos, or anything you want to share, via email or on the Booke of Faces. I'm so amazed and pleased by what everyone is doing; it makes it easy to show off Northshield to the Society! Thank you all and keep up the good work!

Neave



Kingdom Chronicler

Greetings unto Northshield,

I am excited to welcome our new Kingdom Social Media Officer, THL Revna Jørgennson! Thank you again to Baroness Ceolwen ingen Adaim for her longstanding service. We are still looking for someone to take over the role of the Editor of the *Northwatch*. Please contact chronicler@northshield.org if you are interested in this position or have questions about the role.

The *Northwatch* is a fantastic way to showcase all the great work being done in Northshield. Please consider sharing content for a future issue. I look forward to keeping warm this winter reading about happenings all across the Kingdom.

Yours in Service,

Sarra



Northwatch Editor

Cén scéal? What's the news?

I am looking again for a successor for the post of *Northwatch* Editor! We need to fill this post as soon as possible.

Happy October! Please enjoy a Boring Adventure with Peter in this issue.

Deadlines for our upcoming newsletter themes are as follows, but please submit art and articles about anything at all for the edification of the kingdom.

- September 20 – Farm to Feast – Share recipes, food pics, farming implements, table decor, period cutlery? Anything that comes to you!

Please send all questions or submissions to northwatch@northshield.org.

Grainne



Webminister

Greetings!

As I write this, we are preparing to launch the new website in about a week. Assuming that everything went as planned, it should be live now. Hopefully everyone received an email and has been able to log in to the site, and that you're all pleased with it. (I should also say, hopefully nothing went wrong and things are proceeding as expected.)

As of right now we are aware of a few bugs, and we're working to get them cleaned up; as I hear in my corporate life, none of them are showstoppers. We will certainly tweak some of the user experience in the next few months – rearranging menus, adding graphics, shuffling layouts. It'll all be fine.

I presume that y'all have had a chance to crawl around on the new site by now, or will soon. As I mentioned in my last *Northwatch* article, we migrated the most recent content, as well as users, awards, authorizations, offices, and events. There are still lots of things we haven't brought over, but we intend to. If anyone is interested in helping with that effort, please let me know.

I know that a number of things look different. And just as you users are getting used to the new site, so are the officers. They are also coming up to speed with new tools and new processes. They've had a little more time than you to see the site, but not really to use the new methods of updating information. Please be patient with all of us as we learn and adjust.

You should know, work on this site started in AS 54, during the reign of Queen Jehanette. Many people have worked on or contributed to it. In no particular order, I need to thank Countess Jehanette, THL Jack Flanders, Athro Rhys, Lord Mikkell, Sir Theodward, Frú Iðunn, Baroness Ysolt, Master Dahrien, Mistress Rosanore, Duchess Elis, and Mistress Katerinka. We could not have done what we've done without the hard work of the Kingdom Webministers from Calontir, THL Ffelix and Meister Gawin. We also received advice and suggestions from some other Kingdom Webministers, most notably Sir Iohann of the Outlands. We interviewed, asked

for advice from, and requested testing from a number of other people as well, and they are too numerous to mention. Thank you to all of them as well.

If you have questions, problems, or suggestions, please send them to support@northshield.org.

In service,

Abelard



Kingdom Earl Marshal

No missive this month.

Armond



SCA Corporate Announcements

Announcing the New Armored Combat (Rattan) Handbook

The First Step in the Society's Rules Modernization Project

The Society Marshal's Office is proud to release the updated Armored Combat (Rattan) Handbook—the first of many in our comprehensive rules modernization initiative. It will come into effect in December 2025.

This major project aims to update all martial handbooks across disciplines, as well as the relevant sections in Corpora, to better reflect the current structure, culture, and safety best practices of martial activity in the SCA today.

One of the most significant changes is the modernized format, designed for easy online access and usability. With clearer layout and improved navigation, this new format makes it easier for both newcomers and experienced participants to find the information they need quickly and confidently.

The official PDF version is available on the SCA.org website. <https://www.sca.org/wp-content/uploads/2025/07/>

Armored_Combat_Rattan_Handbook-Approved-June-2025.pdf

You can also view the new Armored Combat (Rattan) Handbook online here:

https://society-rules.fullmesh.co.nz/index.php/Main_Page

A detailed FAQ – covering the handbook changes, the new format, and the broader modernization process – is available at SCA.org in the document library.

Documents > Updates from the Society Marshal > Marshal Data and Other Resources on SCA.org

Join a Training Session – Open to All!

To support this transition, we're hosting bi-weekly Zoom sessions to provide training, answer questions, and discuss the changes.

Second Thursdays – 8pm ET / 7pm CT / 6pm MT / 5pm PT (GMT 12:00am)

Fourth Sundays – 11am ET / 10am CT / 9am MT / 8am PT (GMT 3:00pm)

We invite everyone to engage with the updated materials and attend one of the upcoming training sessions as we take this important step forward together.

In Service,

Arabella da Siena

Society Marshal

Corpora Amendment Commentary Request – Inclusion of DEIB and Chatelaine as Greater Officers

The Board of SCA Inc. is seeking feedback on the proposed amendment to Corpora regarding the inclusion of the Diversity, Equity, Inclusion and Belonging (DEIB) Officer and Chatelaine as Greater Officers.

Purpose: To bring Corpora VII.A.2 into alignment with Corpora VI (sections I and J), following the Board's April 2024 decision to create the Society Offices of Chatelaine and DEIB.

Background: At the April 2024 Quarterly Board Meeting, the Board approved the establishment of two new Society-level offices: Chatelaine and Diversity, Equity, Inclusion, and Belonging (DEIB). Kingdoms were subsequently instructed to begin amending their laws to incorporate DEIB as a Kingdom

Great Officer (Reference: April 14, 2024 Quarterly Meeting Minutes). The relevant approved additions to Corpora VI. Society Officers are:

I. Chatelaine

The Chatelaine is responsible for promoting and supporting recruitment initiatives and guiding retention practices.

J. Diversity, Equity, Inclusion, and Belonging Officer (DEIB)

The Society DEIB Officer is responsible for overseeing the development, implementation, and maintenance of game-facing DEIB initiatives and education.

K. Reservations to the Board

The Board reserves the right to appoint and remove Society Officers.

(Renumbered following additions above. See April 14, 2024 Quarterly Meeting Minutes.)

Following this, kingdoms were directed to recognize the DEIB role as a kingdom Great office. However, as there was not a Society DEIB counterpart, a variance was granted by the Board during the December 16, 2024 Conference Call to allow kingdom DEIB reporting through kingdom Seneschals until a Society-level DEIB Officer was seated (Reference: Agenda Item IIF – Blanket Variance Request – KDEIB & Reporting – 12/16/2024).

As some kingdoms did establish DEIB as Great Offices, Chatelaine was not largely due to the absence of corresponding Society-level officers at the time. With the recent appointment of a Society Chatelaine, and the prior establishment of the reporting protocol for kingdom DEIB through the Seneschalate, the lack of consistency now highlights a gap in Corpora language.

Corpora (Corpora VII.A.2) currently states:

“Kingdom Great Officers are responsible directly to the Crown, but also report to a corresponding Society officer if such a Society officer exists. Each Kingdom's Great Officer corps must include the Seneschal, the Principal Herald, the Earl Marshal, the Minister of Arts and Sciences, the Chancellor of the Exchequer, and the Chronicler.” (emphasis added)

With the establishment of the Society Chatelaine and DEIB offices, Kingdom

counterparts are now required to report to these Society officers, consistent with other Great Offices. To reflect this, Corpora VII.A.2 should be updated accordingly.

Suggested amendment to Corpora VII. A. 2 (additions in bold, deletions in parentheses):

“Kingdom Great Officers are responsible directly to the Crown, but also report to a corresponding Society officer if such a Society officer exists. Each Kingdom’s Great Officer corps must include the Seneschal, the Principal Herald, the Earl Marshal, the Minister of Arts and Sciences, the Chancellor of the Exchequer, (and) the Chronicler, **the Chatelaine, and the DEIB Officer**. No person may hold more than one of these Great Offices at a time. The Crown may create additional Great Offices.”

This amendment aligns Corpora VII with recent updates to Corpora VI, ensures consistency across Kingdoms, and provides clear guidance on the reporting structure for all Great Officers—including the newly established Society offices of Chatelaine and DEIB.

Corpora, including the By-Laws, can be found in its entirety can be found here: <https://www.sca.org/resources/document-library/govdocs/>

Please email all commentary to SCA-Comments@sca.org and use the title “Clarifying Corpora – DEIB and Chatelaine” in the subject line.

NOTE: Do not use attachments in your commentary. Attachments will cause your message to be marked as spam, and it will be bounced.

Commentary regarding this proposed Corpora change must be received by the Board no later than October 6, 2025.

Join the SCA Survey Group

We need you...to join the SCA Survey Group!

In order to better our SCA community, we have started an SCA Survey Group to gather information about how participants interact with the SCA and its activities.

It takes all of us to improve this game, and we really appreciate your consideration and involvement. Please fill out this form to be part of the SCA

Survey Group: <https://forms.office.com/r/a6tBTP2Rue>

The email address you supply will be used for contacting you regarding future surveys if you are willing to participate in them. All other information gathered via surveys in the survey group will be used strictly for statistical analysis of how participants interact with the SCA and its activities. No personal identifying information will be sought or retained. The information received will be used only within the SCA, and will not be distributed to any other entity.

—In Service To The Dream,

Ottar Surtson (mka: Drew Harness)
Chatelaine, Society for Creative Anachronism

July 2025 President’s Report Now Available

The most recent report from Bao Pham, SCA Inc. President, is now available.

This report contains the publishable summaries and commendation sections from each Corporate and Society Officers’ reports. It also includes publishable summaries submitted by various Board committees.

The report can be located here: [/wp-content/uploads/2025/08/2025-07-After-Board-Meeting-Report.pdf](https://wp-content/uploads/2025/08/2025-07-After-Board-Meeting-Report.pdf)

The July 2025 Quarterly Board Meeting is available at the Society’s YouTube channel.

Questions or comments regarding this report should be directed to Mr Pham via email at president@sca.org

If you send comments, please use the subject line “President’s Report July 2025”. Comments are welcomed and strongly encouraged.

People on the Move – Communications Officer

The SCA Inc. Board of Directors has appointed Kelly McKinnon (she/her/hers) as the next corporate Communications Officer for SCA Inc. This volunteer position is a key role that will help guide and strengthen how we tell the SCA’s story—supporting both our internal community and public outreach. The Communications Officer oversees the implementation of communication strategy (including

social media), official messaging, and content coordination across the Known World, helping ensure a clear, engaging, and inclusive voice for the Society.

Kelly McKinnon brings more than a decade of professional experience spanning marketing, communications, and administrative roles in the public education sector. Her career has given her a strong foundation in shaping, maintaining, and amplifying the core messages of the organizations she supports. Kelly has developed skills in crafting clear, engaging content, coordinating outreach campaigns, and ensuring consistent communication across diverse audiences. She understands how to balance strategic priorities with the everyday realities of effective messaging, making her a reliable voice for any team. When Kelly isn’t making funny TikToks about her experience in the SCA, she collects Dragonlance paperback novels and spooky decor. She has a fondness for popcorn, lavender Earl Grey tea, and naps.

Honorable Lady Koia Karasova is an 11th century Kyivan Rus noblewoman. Her focus is on learning and teaching about Kyivan Rus garments, Olga of Kyiv, and also block printing textiles. Koia mentors and encourages artisans and volunteers to have fun. She currently resides in the Principality of Vindheim in the Kingdom of Ansteorra.

Ms McKinnon’s three year term commences on 1 September 2025. You can reach her at communications@sca.org from that time.

People on the Move – Society Diversity, Equity, Inclusion and Belonging Officer

The SCA Inc. Board of Directors has appointed Roxi J. Elliot (they/them/theirs) as the Society Diversity, Equity, Inclusion, and Belonging (DEIB) Officer. This essential role supports the SCA’s ongoing commitment to fostering a respectful, inclusive, and welcoming environment for all participants.

Roxi J. Elliot is a custom jewelry designer and owner of Fandom Pride Designs. They work with natural gemstones, glass beads, shells, wire, resin, recycled or repurposed materials and anything else they can get their hands on. While at SCA events, they

can usually be found heralding the list, working behind consultation tables, or teaching classes ranging from 'Event Accessibility' and 'Inclusive Language' to 'How to (accurately and respectfully) play a Romani Persona in the SCA' to 'The Fae: Histories, Myths, & Legends.' Roxi lives in Edmond, Oklahoma with their teenage autistic son, whose love

of Broadway musicals and the band Queen, rivals their own.

Castellana de Andalucía was born, 1470, into a small Romani community in the coastal town of Almeria. With the Medina Del Campo still decades away, Castellana spent their childhood and early adult life at the docks with their

father, the Rom Baro of the community, working to mend fisherman's nets. Their fondest memories are of wandering down by water's edge, collecting the beautiful stripped rocks, unique to the region, and making them into jewelry to sell at the local markets.



Courts of TRM Skio & Aelina

Pennsic LJ

Here follows the report of the Court of Their Royal Majesties Skio and Aelina, held at Pennsic 52, Thursday, August 7, 2025, in the lands of Æthelmarc.

Herald of Record: Beatrice Domenici della Campana; Seneschal of Record: Kita Jiru Toramassa; Signet: Svena Gandalfsdottir; Herald of voice: Aren Von Kulmbach.

RECIPIENT	HONOR	SCRIBES
Kale Phokaina Kourkouaina	Award of the Cygnus	Marguerite Larchier
Eyja Edmundsdottir	Award of the Black Flame	Svena Gandalfsdottir
James de Beaumont	Order of the Hand of Tyr	Marguerite Larchier
Amytis de la Fontaine	Order of Brigits Flame	(promissory) Katern of the Amber Mists, Margaret Malise de Kyrkyntolaghe
Helena Di Luna	Award of Arms	Svena Gandalfsdottir
Svein Tunheim	Order of the Saltire	Kale Phokaina Kourkouaina
Svala Leifsdóttir	Award of the Black Bolt	Judith of Northwode
Roisin igen Aillil	Order of the Griffin of Northshield	Geirráðr hersir Kolbeinsson
Gunther Kegslayer	Order of the Griffin of Northshield	Judith of Northwode
Sebastian Taionez	Award of the Bravura	Svein Tunheim
Drachston Bayne	Award of the Bravura	Svein Tunheim
Kita Jiru Toramassa	Award of the Bravura	Farolfus filius Richardi
Spencer of Pentamere	Princess's Cypher	



St Radegund's Faire

Here follows the Court Report of the Court of Skio and Aelina, King and Queen of Northshield, from St Radegund's Faire held on August 23, 2025, in the Shire of Rivenwood Tower.

Herald of Record: Gabriel Kjotvason; Seneschal of Record: Nell the Innocent.

RECIPIENT	HONOR	SCRIBES
Wilhelm Amboß	Order of the Pelican	Matilda the Less-Innocent
Talitha of Ravensbridge	Award of the Cygnus	Tancorix inigena Bivaidonas
Jacquette D'Anjou Hatun	Order of the Courtesy of Northshield	Derbáil ingen Néill
Kersteken Arends	Order of the Hand of Tyr	Margaret Malise de Kyrkyntolaghe



HELP WANTED

See the Kingdom website at <http://northshield.org/Posts/Display.aspx?ID=5722> or email the contact below for complete descriptions of the following positions. Email addresses on page 2. See Kingdom Directory for other current vacancies.

- *Northwatch* Editor: Inquiries & applications should be sent to the Kingdom Chronicler. Open until filled.
- Kingdom Signet Herald: Send inquiries & applications to the Polaris Herald.
- Kingdom Blawhorn Herald: Send inquiries & applications to the Polaris Herald.
- Lakes Regional Deputy Seneschal: Inquiries & applications should be sent to the Kingdom Seneschal. Open until filled.
- Transitions and New Groups Deputy: Inquiries & applications should be sent to the Kingdom Seneschal. Open until filled.
- Woodlands A&S Regional Deputy: Inquiries & applications should be sent to the Kingdom Minister of Arts and Sciences.
- Kingdom Youth Officer: Inquiries & applications should be sent to the Kingdom Seneschal. Open until filled.
- Emergency Deputy Kingdom Exchequer: Inquiries & applications should be sent to the Kingdom Exchequer. Open until filled.
- Kingdom Earl Marshal: Inquiries & applications should be sent to kem@northshield.org. Open until filled.

Bit and Brace, a Boring Adventure

Peter Joynar <peter@matrixrunner.net>, 2020

Introduction

I have wanted to explore spoon bits and the way they were used for a while. There were several ways to drive the spoon bit by the 15th and 16th century, so the two that I selected to make are the auger and a brace. To further narrow the scope, I used the tools found on the *Mary Rose* (an English ship, sunk 1545 CE). Of the braces to choose from, I selected 81A0711 [3] and 81A3094 [3] to use as a starting point for the braces. For an auger I chose 81A5600 [3], as it was the most complete example pictured. The conditions of the *Mary Rose* find (being submerged in saltwater) meant that the iron parts of the tools are missing, so for the bits I speculated based off of other examples found elsewhere in England [2]. The basic form of the tool has not changed much over time.

My favorite brace is 81A3094 [3] – I like the curves – unfortunately, it is less practical to use.

Examples of the tools in use: (fig. 1)

Der Zimmermann.



Carpenter - Book of Trades [4] -
T handled auger (lower left),
Center bent over carpenter.



Workshop
Of Robert
Campin

Ca 1427 -
1432

Metropolitan
Museum of
Art. [5]

Bit and
brace in
hand, on
workbench
T handled
auger

The Carpenter (fig. 1, left):

My interpretation of the carpenter operating the T-handled auger is that he is putting the hole for a peg into a mortise and tenon joint, as evidenced by the stack of boards being bored through. The man working with the twybil is only working on a single board creating a mortice. On the specific auger being used, the iron wraps around the handle, as opposed to piercing the handle. I suspect you can exert more force on a tool shaped that way, at the expense of additional iron.

The Trap Maker (fig. 1, right):

Pressing the brace into your chest provides the power for the tool to operate. With a smaller spoon bit you can control the wood that is being bored into with your hand. For larger bits you need something to keep the wood from moving. The T-handled auger can't be used one-handed; it needs both hands to operate. I find it interesting that both forms are included in the painting.

The *Mary Rose* Carpenter:

There are no images of carpenters or descriptions of the tradesmen working on the *Mary Rose*, but I can speculate as to why there are lots of bits, braces, and T-handled augers on board. With a ship made of wood primarily held together by mortise and tenon joints, should any of those joints or the beams supporting loads be damaged, a repair would need to be made to keep the damage from spreading. The carpenters are equivalent to the damage control officers and engineers on a modern ship. Only the material is different: one is wood, the other is steel.

Materials

Wood – The original tools were made of a variety of woods native to Europe. The ones that I have reproduced are made from red oak which is functionally equivalent to European white oak. They both rive easily and are open ring-porous hardwoods, but the red oak is native to Minnesota. The stock was originally harvested several years ago and now has fully air dried. As a tradesman from the time, I would have used the material green because it would be much easier to work, and then let it dry before the final shaping and installing the metal parts.

Iron: Wrought iron makes up the main body of the tool. I used the examples from the Mastermyr[1] find, where there is a steel blade attached to a wrought iron body of the tool. My wrought iron came from salvaged pre-1850s buildings. The specific wrought iron I used is not very high quality and I did not refine it.

Steel: For the working part of the tool, I chose a modern high carbon steel – 1095. The next batch of spoon bits I make will use a lower-carbon steel, like 1045, that more closely resembles the .4 percent carbon that was tested from extant tools of a similar age. The other difference in the steel used is the lack of slag inclusions and other contaminants like phosphorus or sulfur.

Finish: I used a plain, slow-drying linseed oil for finishing. There is no finish left on the wooden items from the *Mary Rose* finds. While it is possible that the tools might have been painted, that seems unlikely, as the wear from hands would rub off the paint. Linseed oil can be reapplied should the working surfaces wear.

Design

For the first brace, I liked the looks of 81A3094 [3], so I scaled up the diagram to full size and printed it out. At that point it was clear that the brace was going to be too small for my hands to operate as a tool.

Changes from the original:

- The area where the hand goes is much larger, so that I was sure I could get my hand in to operate the tool.
- Added an iron band that keeps the brace from splitting, patterned after 81A4481 [3].
- I was not sure that I could make a press-fit knob on the top, so I used the pinned handle the other braces use.

The resulting brace is fairly large. In retrospect, I should have made the brace out of pine first to check the size. When I made a pine brace the same size as the original, it turned out that a minimal change in the original design would have allowed me to get my hand in.

On the second brace, I learned my lesson and copied brace 81A0711 the same size as the original out of pine. Similar to 81A3094 [3], this brace was too small for my hands to operate. I made two changes to the design:

- Reduce the height of the bump that your hand goes by.
- Carve the handle as opposed to using a lathe. The lathe would have been much easier, as carving that much dry endgrain is not much fun.

This brace was made out of a better oak board with a little less twist than the first brace.

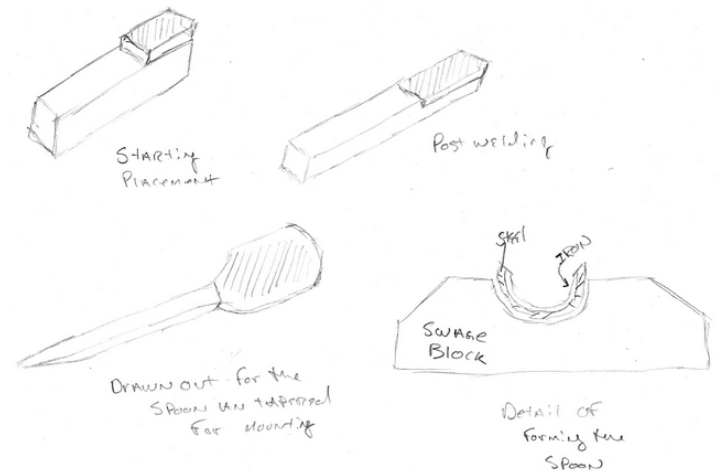
The auger that I made is patterned after 81A5600 [3]. I tried to make it roughly the same shape and size as the original. Unfortunately the stock that I made the auger out of has some flaws and there are a couple of cracks. They do not affect the operation of the tool; they are more cosmetic.

Manufacture

Spoon Bits Process:

1. Prepare the stock for forging.
2. Forge the wrought iron body into a roughly ½" square bar.
3. Forge-weld the steel onto the bar using borax as a flux.
4. Draw out the spoon area, work the steel face only. Leave the soft wrought iron towards the anvil.
5. Taper the end for mounting into a brace or auger.
6. Bevel the edges of the spoon end of the bit.
7. Forge into the swage block and shape the end of the spoon.

8. Normalize the project three times.
9. Bring back up to critical temperature and quench in water or oil.
10. Final shaping and sharpening.



Stock prep – steel:

- Post vice: A modern tool used to safely control the steel bar while being cut.
- Angle grinder with a cut off wheel used to cut out a rough shape of the steel. These are modern tools. The period method would be to use a hot cut chisel and forge the piece from the raw billet of steel into the shape for forge welding.

Stock prep – wrought iron:

- Post vise: A modern tool used to safely control the wrought bar while being sanded.
- Angle grinder with an abrasive disk to remove paint before forging. Historically, this step would not be needed, as lead paint is a modern invention and the wrought iron would have already been ready to use.

Forging:

- The forge is a modern tool. I work in my backyard in a city and am not comfortable using charcoal in close proximity to neighbors and my house. The benefit the propane forge brings is better heat control with less effort. In period, there would likely have been an apprentice or a child that looked after the fire.
- Cross peen hammer: I use a modern 1000gram engineer's hammer where the faces have been rounded for forging. The hammers that I make are too light to move as much metal as I needed to with this project. My Summer 2020 goal is to replace my modern hammer. The modern hammers are all steel, as opposed to wrought iron with steel faces, as in the modern world all-steel is much cheaper to manufacture.
- Anvil: I used a modern London-pattern anvil (Peter Wright, roughly 1900-1930). From examples I have seen in *Ironwork in Medieval Britain*[2] and *The Book of Trades* [4], the main difference is the physical size of the anvil. I did all of the drawing out on the face and the corners of the anvil, not using the horn.
- Small tongs: Modern manufactured pre-cut blanks, forged by me into ¼" tongs, used once the taper is on the bit. Period tongs are slightly differently shaped, mostly due to aesthetics rather than function.
- Large tongs: Modern manufactured forged steel tongs, ½" for controlling the ⅝" bar stock for rough shaping and welding. The

period tongs are of similar construction, except they would have been wrought iron, not steel.

- Swage block: Modern tool I have not found documentation for. The block is a specialized working surface that helps give more consistent results. After completing several bits, I think that forging over a round bar would have given just as good results as I got from the swage block. The final refining on the bit was done using the corners of the block on the U-shaped forms.
- A file: Modern manufactured version of a period tool. Before using the swage block, I rounded the ends of the bit while the iron and steel were cold. I also put the bevel on the sides of the bit with a file. I think that with more hammer control the file would not have been needed.

Sharpening:

- A vise: A modern bench vise, used to hold the bit while sharpening. I could have driven the bit into a block of wood or just worked with hand-holding. The vise is a little easier on my eyes and back.
- A file: Used for rough shaping, the hardness of the bits allow me to use a file for rough shaping after heat treatment.
- Small diamond sharpening stones: A modern tool that is similar to conventional whetstones except they tend to cut faster. In the future, I will use my sandstone grinding wheel for rough shaping.
- Dremel: Modern power tool with a round-end chainsaw-sharpening stone for the inside of the spoon. I could not figure out a way to get the inside of the bit sharpened with the whetstones in my collection. I suspect that a roughly cylindrical stone with a ball shape on the end would work, albeit much slower than the modern tool. There is not a lot of metal that needs to be removed but there needs to be some.

Brace Process:

1. Starting with a riven oak board, I worked the surface flat and smooth enough with a hand plane. The plane used is an 1800s design, but the function is the same as the period single-iron planes.
2. Sketched out the design with a grease pencil. This is a modern tool; an awl would have worked just as well with a template to follow.
3. Cut out the shape with a turning saw. I can document the frame saw using *The Book of Trades'* bookbinder illustration. There is not enough detail to tell if the blade rotates, but that is a fairly simple mechanism. The saw I used has a modern blade and mounting hardware, but the only difference with the period saws would be that the quality of the steel in the modern blade is better and will likely last longer. The period blade could be sharpened, while the modern impulse-hardened blade can't be sharpened.
4. Refined the shape with a combination of a carving knife, chisel, and drawknife. When using the drawknife, I used a modern vise to hold the work steady. Eventually, I need to make a shaving horse so that I will no longer need the modern vise.
5. The knob at the end was rough sawn out with a panel saw. While it is a modern saw, it functions the same as a frame saw. To hold the knob I used a modern wood vise, mostly because I forgot to use my Moxon vise.
6. The hole in the middle of the handle was bored using one of my spoon bits in a modern brace. On the final brace, I bored the hole first, then shaped the handle, while for the first couple I bored the hole after shaping the knob.

7. The one modern tool I used that I have no period equivalent for was a cordless drill and 3/16" drill. I'm interested in trying other methods, such as twist bits and a birdcage awl, but at this time I do not know how they got a small hole drilled.
8. Using a 3/16" doweling plate, I made the locking dowels out of birch and oak; the birch ones cut easier. The doweling plate that I made could have been hot-punched if it was forging season.
9. I cut in my privy-mark with a knife.
10. I finished with linseed oil before assembling.
11. The last step was to drill a pilot hole and burn in the bits.

Auger Process:

1. Starting from a riven oak board, I sketched on the design with a grease pencil, which could be replaced with an awl.
2. I rough-shaped with an axe. My axe is modern, having a nice large poll that amplifies the force delivered by the axe blow.
3. The top surface was worked with a wooden hand plane to get a rough shape, while held in a modern wood-threaded vise. The vise I used should have been a Moxon vise.
4. The tapering under the handles was done with a draw knife held in a modern vise; again, here I should be using a shaving horse.
5. Drilled a pilot hole and burned in the bit.

Lessons Learned

- Make wood projects out of green wood, as they are much easier to work. I would be interested to learn if cutting this extreme of a shape would result in warping and cracking as the brace dried. The auger would not likely suffer from that.
- Make the braces full size from pine to test out the proportions before making one out of oak.
- Make the spoon bits out of 1045 steel, since it tends to not get as hard as 1095. Sharpening the bits is fairly difficult, so a softer steel might make that a little easier.
- Quench in oil, not water. The first bit had some mild cracking on the back of the bit in the bowl. It's not likely to affect the operation of the tool, but not something I wanted to happen.

Further Research and Experimentation

- Discover a better way of making small holes than a modern twist drill. Right now that is the one step that I do not have a period way to do.
- Make some much larger and smaller spoon bits. I intentionally made three that are supposed to be the same size to work on repeatability. I can find examples down to 4mm (about 3/16") and up to 27mm (about 1 inch). Although I suspect they can go larger, there will be an upper limit likely in that the amount of force required will not be practical.
- Make a manual sharpening tool for grinding the insides of the spoon bits so that a Dremel is not required to make the tool operate.

Comparison between modern and the two braces that I made.



Sources

[1] G. Arwidsson and Gösta Berg, *The Mästermyr find: a Viking age tool chest from Gotland*. Lompoc, Ca: Larson Pub. Co, 1999.

A reliable source based off of the extant objects from the find. I used the source for construction of the spoon bit. While much earlier than the 1545 brace, the bits did not change in shape till the 1700s, when other types of boring tools were invented.

[2] I. H. Goodall, *Ironwork in Medieval Britain : an archaeological study*. Leeds: Maney, 2011.

A reliable secondary source where the images and descriptions have been collected from writings about the extant objects. The book is a catalog of items made from iron found in England from roughly 1100 to 1600 CE. I find it useful for comparing lots of items from across time, for example, comparing the shape of spoon bits.

[3] J. Gardiner, M. J. Allen, Mary Anne Alburger, and E. Al, *Before the mast: life and death aboard the "Mary Rose."* Oxford: Oxbow Books On Behalf Of The Mary Rose Trust, Cop, 2013.

A reliable source from the extant objects. Lots of diagrams and measurements of many of the objects recovered from the ship. One of the few sources for extant common wooden tools. Normally, everyday tools tend to be used till they fail and are replaced, or, when better tools are discovered, the older tools disappear.

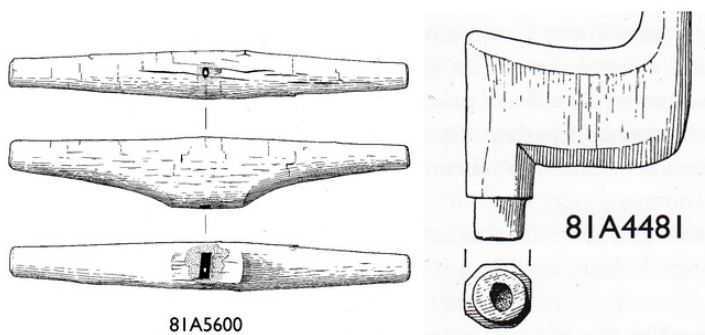
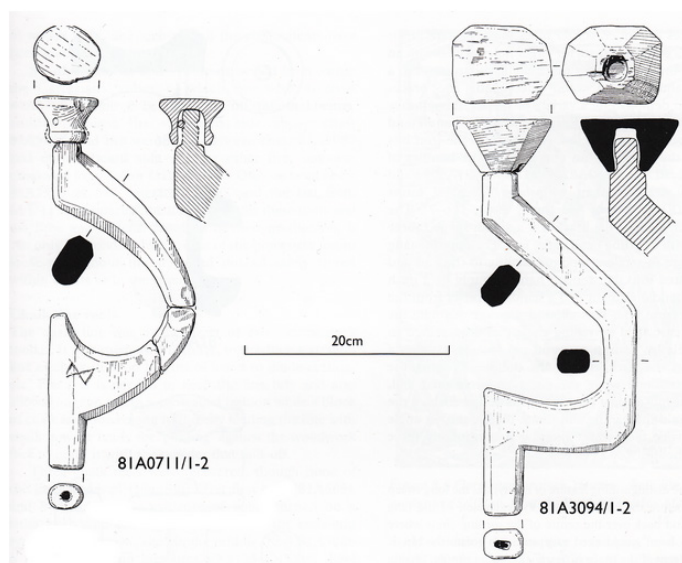
[4] Jost Amman, H. Sachs, and B. A. Rifkin, *The Book of Trades = [Ständebuch]*. New York: Dover Publ, 1973.

A reprint of the illustrated book of professions from 1568 that contains one of the few good examples of tools that I have found. Most trades require tools and they tend to surround the people performing the work.

[5] J. Klein, "The Wooden Brace: Bitstock Technology for the 21st Century," *Mortise & Tennon*, pp. 96–113, 2019.

A recent article about a more modern bit and brace system that allows for interchangeable bits. For me, it was the inspiration for finally getting started and making the brace. Provided the image of the "Workshop of Campin" ca 1427-1432.

Examples used from the Mary Rose finds [3]:



DEAR ABBESS,

I HESITATE TO EVEN WRITE TO YOU WITH A QUESTION SUCH AS THIS, BUT I AM NOT A CLEVER LAD (OR SO MY PARENTS TELL ME). I AM SIX YEARS OLD AND I LIVE IN FLORENCE, WHERE WE ARE CURRENTLY BESIEGED BY THE PISANS. IT SEEMS THAT NEARLY EVERY DAY, I HEAR THE SOUNDS OF DANCING AND REVELRY FROM OUTSIDE THE WALLS, EVEN HORSE RACES! MY PARENTS REFUSE TO TELL ME WHAT IS HAPPENING AND WILL NOT LET ME GO OUT TO LOOK. WHILE WE SIT FEARFULLY IN OUR HOME, IT SOUNDS LIKE THERE IS A FESTIVAL OUTSIDE. WHAT IS GOING ON OUT



THERE? IF THERE IS INDEED A GREAT FESTIVAL, WHY AM I NOT ALLOWED TO GO AND ENJOY IT?

FOOLISH IN FIRENZE

DEAR FOOLISH,

YOU ARE NOT ENTIRELY WRONG IN YOUR

PERCEPTION, BUT YOUR PARENTS ARE ABSOLUTELY RIGHT TO BAR YOU FROM PARTICIPATING. I WILL TRY TO EXPLAIN THIS IN SMALL WORDS TO YOU: THE ARMY OF THE ENEMY IS MOCKING YOUR CITY. THE FESTIVITIES YOU HEAR ARE INSULT RITUALS – THE RACES RUN BY DONKEYS, MULES, AND CAMP FOLLOWERS, WITH UNDERPANTS HOISTED AS FLAGS. PLEASE OBEY YOUR PARENTS.

–ABBESS

TO LEARN MORE ABOUT INSULTS AND SHAMING PRACTICES ASSOCIATED WITH SIEGES IN MEDIEVAL ITALY, TAKE A LOOK AT RICHARD C. TREXLER'S ARTICLE, "CORRERE LA TERRA: COLLECTIVE INSULTS IN THE LATE MIDDLE AGES," IN *MÉLANGES DE L'ÉCOLE FRANÇAISE DE ROME. MOYEN-ÂGE, TEMPS MODERNES*, VOL. 96, NO. 2. 1984. PP. 845-902, WHICH IS AVAILABLE TO READ FOR FREE AT https://www.persee.fr/doc/mefr_0223-5110_1984_num_96_2_2776

Do you have a medieval problem or quandary? Send your message to northwatch@northshield.org and include "Dear Abbess" in the subject line to get some expert advice.

OCTOBER 11, 2025

BARONY OF JARARVELLIR



Northshield Fall Crown Tournament

Jefferson County Fair Park, 503 N Jackson Ave., Jefferson, WI 53549 USA

Site opens 8am for Royals, combatants, & consorts. Site opens 9am for populace. Site closes 8pm.

Fees:

Adult (18+) \$20
Adult Member \$10

Youth (6-17) \$5
5 & under free

Make checks payable to: SCA WI, Inc-Barony of Jararvellir.

Planned Activities: Armored Combat, Rapier Combat.

Site is accessible. Populace/presence space available. No children's activities planned.

Planned Schedule (at royal discretion)

10am: Morning Court, 30 minutes after court ends: Crown Tournament starts,
Directly after Crown: Kings Prowess Tournament, 5pm: Evening Court

Event Steward

Evelein Jantz (Storm Bird)

stormbird612@gmail.com

<https://northshield.org/Events/EventAd.aspx?ID=4740>

NOVEMBER 1, 2025

SHIRE OF SILFREN MERE

Stellar University of Northshield



Hosanna Lutheran Church

2815 57th St NW, Rochester, MN 55901 USA

Site opens 8am for Royalty & event staff, 9am for populace. Site closes 7pm.

Fees:	17 & under free
Adult (18+) \$25	Site fee includes period
Adult Member (18+) \$15	snacks.

Checks payable to SCA Inc-Shire of Silfren Mere. Pre-registration will be available closer to the event.

Planned Activities: Classes.

Site is accessible. Populace/presence space available. Site is dry.

Please come and join us for a day filled with wonders and amazing classes and instruction. Learn many things new and exciting, try your hand at various crafts, sciences, and fun ideas. Or come teach someone how to do the things you love. In-Person day November 1, 2025 with online classes in the preceding week.

Event Steward

Anplica Fiore (Rachel Gray)

anplica@gmail.com

<https://sun-ns.org/sun-2025/>



CARPENTER BY ALBRECHT ALTENDORFER,
GERMANY, 1520-1530. CE
MET MUSEUM (NY)

KINGDOM DIRECTORY



Kingdom Seneschal: *See page 2*

Emergency Deputy

Alinore Wyndover (Rebecca Littlefield)
sen-emergency@northshield.org

Eastern Regional (Woodlands)

Corin du Soleil
woodlands@northshield.org

Central Regional (Lakes)

Vacant
lakes@northshield.org

Western Regional (Plains)

Kita Jiru Toramassa (John Lyon)
plains@northshield.org, (218)236-6350

Council Secretary

Aesa Olafskona (Lisa Rydberg)
secretary@northshield.org

Law Clerk

Katerinka Lvovicha (Kat Toomajian)
lawclerk@northshield.org

Transitions and New Groups

Wu Yun (Emily Feathers)
(612)504-9759, tang@northshield.org

Kingdom Cartographer

Farolfus filius Richardi (Sebastian Renfield)
(413)563-8214, cartographer@northshield.org

Chatelaine

Godefroy du Lyon (Grant Johannes)
(320)291-6834, chatelaine@northshield.org

Youth Officer

Vacant
youth@northshield.org

Minister of Waivers

Aemilia Tacita (Amanda Whiteley)
waivers@northshield.org

Kingdom Events

Vacant
events@northshield.org

Diversity, Equity, & Inclusion Deputy

Vacant
inclusion@northshield.org

Special Projects

Gabriel Kjotvason (Patrick Anderson)
gabriel@andvaka.net

Kingdom Advocates

Wu Yun (Emily Feathers)
Asa Ormsdittir Brunissun (Kayla Kennedy)
Niáll stýrimaðr Einarsson (Neil Whiteley)
advocate@northshield.org



Kingdom Chronicler: *See page 2*

Emergency Deputy Chronicler

Arnbjörn Karlsson (Wesley Adams)
chronicler-emergency@northshield.org

Northwatch Editor

Grainne Dhonn (Anna Doyle)
northwatch@northshield.org

Deputy Northwatch Editor

Vacant.

Event Information Officer

Aesa in Bjardoelska (Rebecca Foster)
(920)721-9512, calendar@northshield.org

Kingdom Archivist/Historian

Arnbjörn Karlsson (Wesley Adams)
archivist@northshield.org

Social Media Officer

Revna Jørgennson (Quinlyn Mack)
socialmedia@northshield.org

Emergency Kingdom Social Media Officer

Xanthippe Botaneiatissa (Colleen Hohensee)
(920)737-0806, socialmedia@northshield.org

Social Media Deputies

Vacant

Instagram Deputy

Vacant

Discord Deputy

Vacant
discord@northshield.org

Kingdom Webminister

Abelard die Elster (Paul Knappenberger)
(414)319-7425, webminister@northshield.org

Deputy Webministers

Elashava bas Riva (Sue Gilbert)
Anplīa Fiore (Rachel Gray)

Elis Godbeare (Anne Hinseth)
webdeputy@northshield.org

Code Deputy

Abelard die Elster (Paul Knappenberger)
Dahrien Cordell
code@northshield.org

Media Relations Officer

Aemilia Tacita (Amanda Whiteley)
media@northshield.org

File Clerk

Dyonisia Buleheued (Beth Paul)
fileclerk@northshield.org, (715)292-7303

Deputy File Clerk

Xanthippe Botaneiatissa (Colleen Hohensee)
xippe.b@gmail.com



Kingdom Exchequer: *See page 2*

Emergency Deputy

Aesa Gilsdottir (Angie Gilmore)
(608)354-4207, coe-emergency@northshield.org

Non-Member Registration Deputy

Dyonisia Buleheued (Beth Paul)
nmr@northshield.org

Eastern Regional Exchequer

Asabella of Caer Antherth Mawr (Elizabeth Johnson)
(414)418-1206, coe-east@northshield.org

Central Regional Exchequer

Dyonisia Buleheued (Elizabeth Paul-Soch)
coe-central@northshield.org

Western Regional Exchequer

Ealdred of Malmesbury (Dawson Lewis)
(605)222-9530, coe-west@northshield.org

WW Exchequer

Rycharde (Richard Tate)
exchequer@warriorsandwarlords.org

WW Exchequer Deputy

Aleksander Valahul (Alex Olsson)
(218)370-0262, alexolfson@gmail.com

Paypal Deputy

Annora le Spindlere
paypal@northshield.org

Canadian Signatory Deputy

Frug Marchand (Logan Siegrist)
frugmarchant@outlook.com

Minister of Regalia

Eyricke Rycard (Eric Jaeger)
(608)228-2429, regalia@northshield.org

Emergency Deputy Regalia Minister

Vacant

Book Reviews Deputy

Rycharde (Richard Tate)
bookreviews@northshield.org

Warrants Deputy

Vacant

Exchequer Education Deputy

Vacant
exchequer-education@northshield.org



Polaris Herald: *See page 2*

Polaris Herald Emergency Deputy

Ysolt Pais de cuer (Laura Knappenberger)
(414)761-9603, herald-emergency@northshield.org

Duco Herald (Eastern Regional Deputy)

Nikolaus der Auslander (Clint Hotaling)
(608)669-0859, duco@northshield.org

Ministraro Herald (Central Regional Deputy)

Vacant
ministraro@northshield.org

Illumino Herald (Western Regional Deputy)

Toyaoka Katsuo (Travis W Neal)
(402)316-6661, illumino@northshield.org

Isendun Herald (Notifications Deputy)

Dahrien Cordell
(414)442-2720, herald-isendun@northshield.org

Kingdom Directory (cont.)

Kingdom Signet

Sofonisba Vespasiana Gabrielli (Dawn Gundlach)
(920)222-1585, signet@northshield.org

Quills Scribe (Emergency Deputy)

Judith of Northwode (Sara Simon)
(605)237-0677, Quills@northshield.org

Scribal Gallery Curator

Farolfus filius Richardi (Sebastian Renfield)
gallery@northshield.org

Keythong Herald (Submissions Deputy)

Valdis Bryningsdottir (Jess Simm)
(715)486-6153, keythong@northshield.org

Deputy Keythong Herald - Vacant

Aegis Herald (Education Deputy) - Vacant

Minister of Protocol - Vacant

Clerk of Precedence

Ulfhildr Thegjandi (Kellee Isle)
cop@northshield.org

Rede Book Herald (Research Deputy)

Vacant
rededoke@northshield.org

Blawhorn Herald (Field Heraldry Deputy)

Vacant
herald-field@northshield.org

Compass Herald

Vacant
compassherald@northshield.org

Arts and Sciences

Kingdom MoAS: See page 2

Emergency Deputy Minister of Arts and Sciences

Anplīça Fiore (Rachel Gray)
(507)421-1231, emergency-moas@northshield.org

Kingdom A&S Events Deputy

Aigeline Li Merciers
kased@northshield.org

SUN Chancellor

Hlíf Askasmiðr (Hlíf St. Jacques)
sun@northshield.org

Library Deputy

Eithni ingen Talorgain (Jean Kveberg)
(608)628-7782

Kingdom A&S Deputy

Anplīça Fiore (Rachel Gray)
(507)421-1231

Lakes A&S Regional Deputy

Christiana Galyard de Caen (Jennifer Parkhurst)
(612)390-9214

Plains A&S Regional Deputy

Hlíf Askasmiðr (Hlíf St. Jacques)
tanya_stjacques@outlook.com

Woodlands A&S Regional Deputy

Vacant

Earl Marshal

Kingdom Marshal: See page 2

Emergency Deputy

Tom Tinninnabulum (Tom Holliday)
marshal-emergency@northshield.org

Constable of the Cavalry

Hans Reutter (Tyler Tollefson)
(218)849-9587, coc@northshield.org

Chief of Artillery (Spec. Deputy for Missile Combat)

Rhys ap Owein ap Gwyn (Jeffrey Peterson)
(608)345-8617, artillery@northshield.org

Minister of Tournaments

Demona Whytherford (Gwynndolynn Kowski)
(608)807-9411, tournaments@northshield.org

Deputy Minister of Tournaments

Caoilfhionn inghean Mhaghnuasa (Rebecca Mallory)

Clerk of the Roster

Clara inghean Uilleim (Robyn Brough)
(204)774-8505, cor@northshield.org

Deputy Clerk of the Roster

Sian merch Gruffydd
Asa Ormsdottir Brunison (Kayla Boysen)
(605)848-1410, ksboysen@gmail.com

Armored Combat

Kingdom Armored Combat Marshal

Theodweard l'Archier (Terry Glidden)
kacm@northshield.org

Emergency Deputy Armored Combat Marshal

Hamish de Nisbet of the Clan Nisbet (Jim Nesbitt)
(920)284-7807, kacm@northshield.org

Kingdom Youth Combat Marshal

Aodhan Mhic Gallchobar (Tim Tatro)
marshal-youth@northshield.org

Eastern Regional Deputy Armored Combat Marshal

Robert the Stout (Rob Trefz)
marshal-east@northshield.org, 608-320-8440

Central Regional Deputy Armored Combat Marshal

Wilhelm Amboß (Mike Prah)
marshal-central@northshield.org

Western Regional Deputy Armored Combat Marshal

Hrodir Vigageirr Toreson (Sam Overland)
(701)540-1962, marshal-west@northshield.org

Rapier Combat

Kingdom Rapier Marshal

Ambrose von Pasau (Ambrose Paust)
krm@northshield.org

Rapier Emergency Deputy

Joseph Leveson (Patrick Klinkner)
rapier-emergency@northshield.org

Kingdom Youth Rapier Marshal

Baldwin von Trier (Jordan Bahr)
(715)254-5430, rapier-youth@northshield.org

Eastern Deputy Rapier Marshal

Moirra Eiríksdóttir
rapier-east@northshield.org

Central Deputy Rapier Marshal

Vladimir Radescu
rapier-central@northshield.org

Western Deputy Rapier Marshal

Decimus Marius Tacitus Ajax (Tyler Neal)
(605)323-9446, rapier-west@northshield.org

Archery

Kingdom Archer General

Rhys ap Ishmæl Llygad Odd (Andy Kailhofer)
(414)377-2870, archery@northshield.org

Archer Ranking Clerk

Knutr Olafsson Osiðar (Brian Clark)
archeryrank@northshield.org

Eastern Regional Archery Marshal

Gavin Mag Aonghusa (Kevin Meyers)
(608)797-1919, archery-east@northshield.org

Central Regional Archery Marshal

Mahir bil Tabla (Matt Jarva)
(218)410-0180, archery-central@northshield.org

Western Regional Archery Marshal

Siegound Eishhaut (Mark Luedecke)
(204)230-7068, archery-west@northshield.org

Thrown Weapons

Kingdom Thrown Weapons Marshal

Aine ingen MaelPtraic (Teri Hinds)
verymelm@gmail.com, thrown-weapons@northshield.org

Eastern Regional Marshal Thrown Weapons

John Bartholomew of Flanders (David Hall)
(608)658-5802, tw-east@northshield.org

Central Regional Marshal Thrown Weapons

Wolfstanus Lightfote (Ayron Edwards)
(651)497-8776, tw-central@northshield.org

Western Regional Marshal Thrown Weapons

Erik Saterén
tw-west@northshield.org

Seneschalloram

MANITOBA

Castel Rouge, Barony (*Winnipeg*)
Aemilia Tacita (Amanda Whiteley)
gruffyddca@gmail.com
www.castelrouge.ca

ONTARIO

Mare Amethystinum, Shire (*Thunder Bay*)
Genevieve Perrin (Jennifer Bradley)
(807)630-2435

MICHIGAN

Skerjastrom, Shire (*Marquette*)
Hjorleif Ottarrson (Andrew J Tomlinson)
(734)255-2640, Andrew.J.Tomlinson@gmail.com

MINNESOTA

Inner Sea, Shire (*Duluth/St. Louis Cty*)
Marguerite Larchier (Carrie Slick)
(218)591-8827, carrieslick@gmail.com

Nordleigh, Canton (*Northfield*)
Gisela (Lisa Claycomb)
lisajclaycomb@gmail.com

Nordskogen, Barony (*Minneapolis/St. Paul metro*)
Judith of Northwode (Sara Simon)
(605)237-0677, judithofnorthwode@gmail.com, seneschal@nordskogen.org
www.nordskogen.org

Rivenwood Tower, Shire (*Mankato*)
Nell the Innocent (Linda Prah)l
(507)469-4593, ldhprahl@gmail.com
www.rivenwoodtower.org

Rockhaven, Shire (*St. Cloud*)
Thorfinn the Hunter (Roger Hood)
stang69_4ever@hotmail.com

Silfren Mere, Shire (*Rochester*)
Michel, le menestrel de Dijon (Martin VanWesten)
marty.vanwesten@gmail.com
www.silfrenmere.org

Vilku Urvas, Shire (*Grand Rapids*)
Branne O Conchobair (Melissa Ihus)
melissa.plonis@gmail.com
northshield.org/vilkuurvas/

NORTH DAKOTA

Dreibrucken, Shire (*Bismark*)
Johanna Rivenich (Wanita Bowman)
(701)584-2319, JohannaRivenich@gmail.com
www.dreibrucken.org

Korsvåg, Shire (*Fargo*)
Sandrine Kleinschmidt
excellence.s.kleinschmidt@gmail.com
www.korsvag.org

SOUTH DAKOTA

Border Downs, Shire (*Sioux Falls*)
Eadmund Swoordhwita (Sandon Sharpe)
(605)360-9921

Coldedernhale, Shire (*Pierre*)
Síthmaith Eccnaidh (Kimberly Drennon)
(931)422-8061 *texts only during business hours*,
kimberly.c.drennon@gmail.com
https://pierresca.org/

Schattentor, Shire (*Pennington Cty*)
Joshua (Joshua Larson)
(218)255-2886, maralan911@hotmail.com
www.schattentor.org

Svatý Šebesta, College (*Vermillion*)
Elis Godbeare (Anne Hinseth)
(605)624-3792 No calls after 10 pm;
mistressofdoom@gmail.com

Trewint, Shire (*Huron-Roberts-Clark-Grant-Brookings area*)
Julio Galva'n (James Kruse)
(605)680-3848, james.kruse@venturecomm.net

WISCONSIN

Caer Anterth Mawr, Barony (*Milwaukee metro area*)
Magnus Vargsson (Rob Alsten)
justmagnus@hotmail.com
caeranterth.org

Coille Stoirmeil, Canton (*Monroe and Juneau counties*)
Daniel the Dangerously Devoted (Daniel Topp)
(608)387-3289, dan@toppstorm.me
www.coillestoirmeilonline.org

Darkstone, Shire (*Ashland and Bayfield counties*)
John Le Salvage (Kenneth Soch)
sochken@gmail.com
www.shireofdarkstone.org

Falcon's Keep, Shire (*Marathon, Portage and Wood counties*)
Ralik Ravenwolf (Douglas Hizer)
(715)697-9268
www.falconskeep.org/

Jararvellir, Barony (*Madison*)
Speranza de Rauvenna (Estrella Toalino)
star8blu@gmail.com
www.jararvellir.org


Rokeclif, Shire (*LaCrosse and Trempealeau Cty*)
Merdyne Thorburn (Laura Springer)
(608)385-1177
www.rokeclif.org

Windhaven, Barony (*NE Wisconsin*)
Aesa in Bjarndoelska (Becky Foster)
aesa44@gmail.com
www.baronyofwindhaven.org

To report a change of officer or contact info

(address, phone, etc.), please contact your kingdom superior
- the Change of Officer form on the website is only for new,
incoming officers. **New seneschals** must also send the
appropriate paperwork to the Kingdom Seneschal to be listed.

Parallax by Duchess Kaylah the Cheerful



Parallax by Duchess Kaylah the Cheerful

